

Industry challenges



Business Intelligence is expensive

The price of deploying BI is a primary concern among small and medium-sized enterprises (SMEs).

In addition to the cost of acquiring the right software, looking for qualified individuals such as data science experts, IT infrastructure professionals and consulting analysts is a challenge.



Analyze data from different data sources

In a recent survey, 27.4% of the responding businesses stated that reporting/analyzing across multiple systems or data sources was their biggest challenge.

The problem is this data is often spread across a variety of systems. Data may be in ERP systems, CRMs, databases and Excel spreadsheets. Extracting data from these multiple sources, and bringing it together into a centralized data warehouse, can make it much easier to gain quick and reliable insights.



Delivering Mobile BI

As mobile devices constantly change the way we do business, it is no surprise to see that there is a high demand for mobile business intelligence and analytics.

As the results show, busy managers and senior executives have to be able to access the insights they need, when they need them, wherever they are, on a range of different devices.



Predictive Analytics Tools

Predictive analytics is the practice of extracting information from existing data sets in order to forecast future probabilities. Predictive analytics indicates what might happen in the future with an acceptable level of reliability.

Applied to business, predictive analytics is used to analyze current data and historical facts in order to better understand customers, products and partners and to identify potential risks and opportunities for a company.

Noema Solutions

Product and IP led solutions for SME businesses

Data warehousing on the cloud with ExbiData



Extract bigger value from big data

This feature-rich, proprietary new data analytics tool.

Faster implementation. Easier use. And lower cost.



Data Analysis


Quickly analyze data to answer specific business questions, create ad-hoc reports, and roll out dashboards and custom reports





Built to Perform


- Built-in SQL Editor with syntax highlighting for advanced SQL users
- User authorization by dataset and up to table-level granularity
- Export to Excel/CSV
- Built-in query optimization engine

Data visualization with DataView

 The high-performance BI and analytics platform With crystal-clear dashboards, user-friendly interface, and smooth IT system integration, DataView makes BI and analytics effective, accessible and affordable.

 **Real-Time Analytics**
Leverage real-time insights informed by real-time analytics

 **Intelligent User Management**
Improve security and data integrity with role-based user management

 **Self-Service Interface**
Empower the entire team with easy-to-use dashboards

Predictive analytics and Machine Learning

Custom built regression and classification models enable businesses to accurately predict future business outcomes

How to work with Noema

"I have invested in BI tools"

Noema best practices to derive greater ROI

- A. Automation of data inflow from various sources
- B. Resolve performance bottlenecks
- C. Build mobile ready reports on PowerBI, Tableau and more

"I need a complete BI solution"

Implement Noema tools to get a one stop solution

- A. Deploy Noema tools on the cloud
- B. Get a full solution from data inflow to decisions.
- C. Run predictive analytics to forecast future trends

Risk free model in four easy steps:

- 01 Define the problem
- 02 Run a 4 week Pilot
- 03 Validate results
- 04 Sign up for a project

Noema @ a glance

Retail, ecommerce

Mortgage servicing

Healthcare

Big data product: ExbiData

Visualization platform: DataView

Predictive Analytics and Machine learning

Technology solutions and workflow Automation

Facts

Started	HQ	Offices	Domains worked upon
2009	Harrisburg	USA and India	Mortgage, retail, ecommerce, healthcare, travel, insurance